
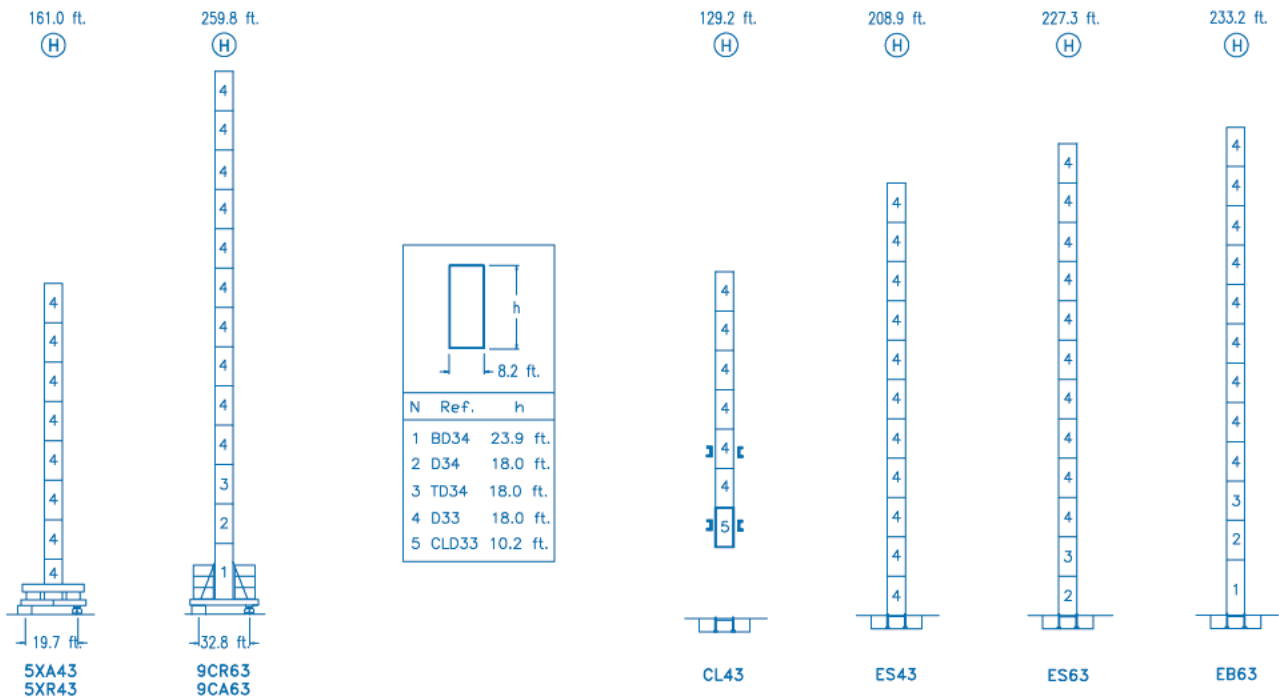


*Les données sont pour référence seulement. Un ingénieur en règle doit faire le calcul et l'inspection. L'information de la fiche provient de notre partenaire www.comansa.com
 *All data shown are for reference only. An engineer in good standing must do the calcul & the inspection. All data come from or partner www.comansa.com

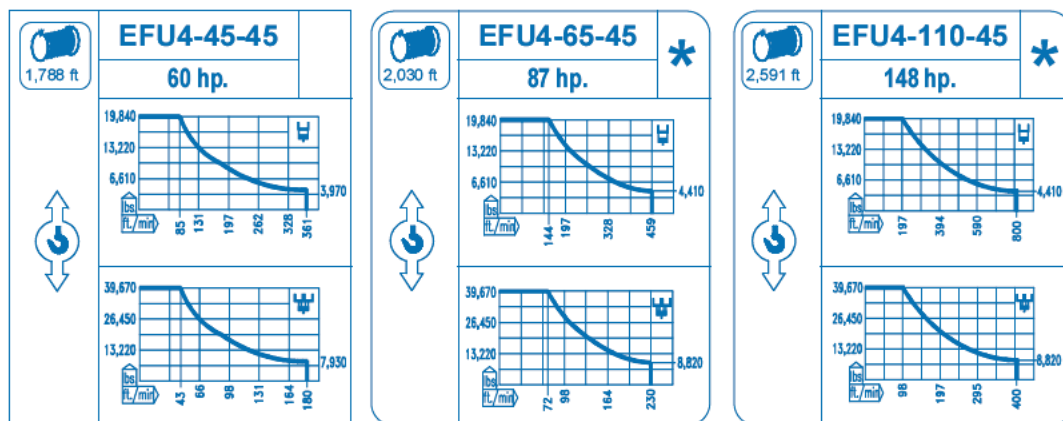
R	H													
262.4	67.6	78.7	98.4	123.7	126.9	144.3	164.0	177.1	196.8	209.9	229.6	242.7	262.4	ft.
	39,670	33,440	25,900	19,840	19,840	17,250	14,980	13,750	12,230	11,370	10,270	9,640	8,820	lbs.
242.7	67.6	78.7	98.4	123.7	127.6	144.3	164.0	177.1	196.8	209.9	229.6	242.7	ft.	
	39,670	33,430	25,890	1,840	19,840	17,330	15,060	13,830	12,300	11,440	10,340	9,700	lbs.	
229.6		84.0	98.4	111.5	131.2	153.8	161.0	177.1	196.8	209.9	229.6	ft.		
		39,670	33,140	28,750	23,870	19,840	19,840	17,880	15,930	14,840	13,440	lbs.		
209.9		83.0	98.4	111.5	131.2	152.5	160.4	177.1	196.8	209.9	ft.			
		39,670	32,810	28,460	23,630	19,840	19,840	17,790	15,860	14,770	lbs.			
196.8		100.7	111.5	131.2	144.3	164.0	185.3	196.8	ft.					
		39,670	35,360	29,470	26,460	22,870	19,840	19,840	lbs.					
164.0		100.4	111.5	131.2	144.3	164.0	ft.							
		39,670	35,260	29,390	26,380	23,140	lbs.							
131.2		100.4	111.5	131.2	ft.									
		39,670	35,310	29,970	lbs.									





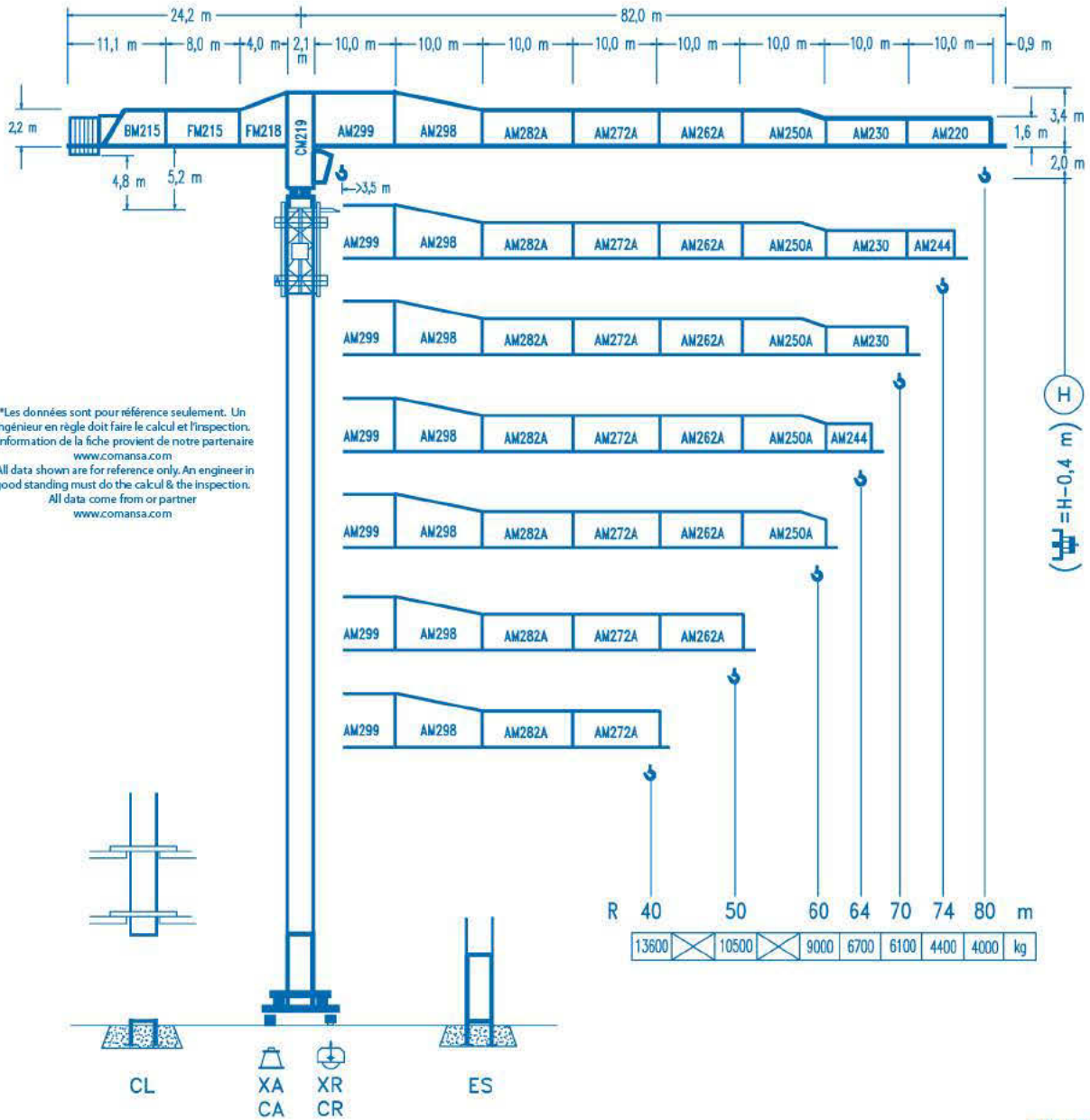
R. máx.	En servicio In operation En service In Betrieb	5XR43 ... 330,600 lbs.	R. máx.	Fuera de servicio Out of service Hors service Ausser Betrieb	5XR43 297,540 lbs.
		9CR63 ... 244,640 lbs.			9CR63 315,170 lbs.



CFU-7.5	GR-12	TRA-7.5	TRA-7.5VC
10 hp.	4 x 88 ft.lbs.	2 x 55 ft.lbs.	2 x 55 ft.lbs.
0 ↻ 308 ft./min	0 ↻ 0.8 rpm	0 ↻ 78 ft./min	0 ↻ 78 ft./min




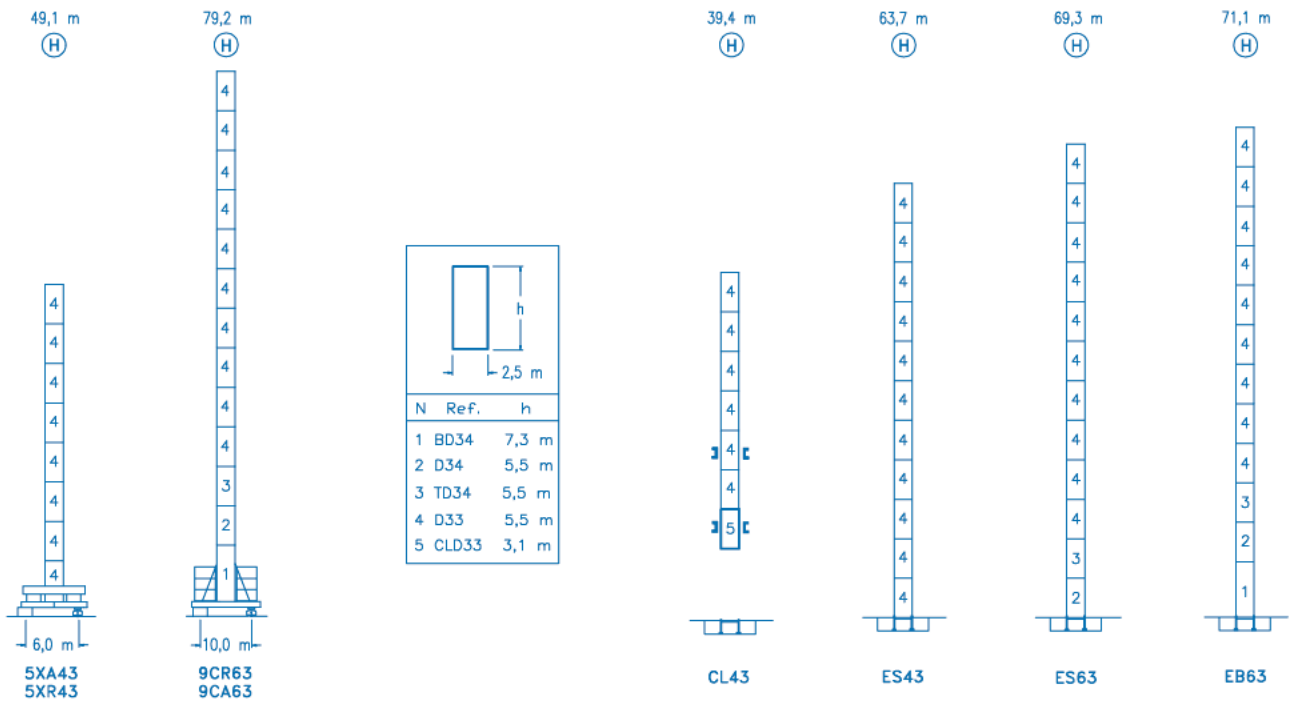
Tensión de alimentación Operating voltage Tension de service Betriebsspannung	480 V 3 ph 60 Hz
--	---

Opcional Optional En option Kaufoption	*
---	----------



R														
80	20,6	24	30	37,7	38,7	44	50	54	60	64	70	74	80	m
	18000	15175	11750	9000	9000	7825	6795	6240	5550	5160	4660	4375	4000	kg
74	20,6	24	30	37,7	38,9	44	50	54	60	64	70	74	m	
	18000	15170	11745	9000	9000	7865	6835	6275	5580	5190	4690	4400	kg	
70		25,6	30	34	40	46,9	49,1	54	60	64	70	m		
		18000	15035	13045	10830	9000	9000	8115	7230	6735	6100	kg		
64		25,3	30	34	40	46,5	48,9	54	60	64	m			
		18000	14885	12915	10720	9000	9000	8070	7195	6700	kg			
60			30,7	34	40	44	50	56,5	60	m				
			18000	16045	13370	12005	10375	9000	9000	kg				
50			30,6	34	40	44	50	m						
			18000	16000	13335	11970	10500	kg						
40			30,6	34	40	m								
			18000	16020	13600	kg								





R. máx.	En servicio In operation En service In Betrieb	5XR43 150,0 t
		9CR63 111,0 t

R. máx.	Fuera de servicio Out of service Hors service Ausser Betrieb	5XR43 135,0 t
		9CR63 143,0 t

CFU-7.5

7,5 kW

0 \varnothing 94 m/min

GR-12

4 x 120 Nm

0 \varnothing 0,7 rpm

TRA-7.5

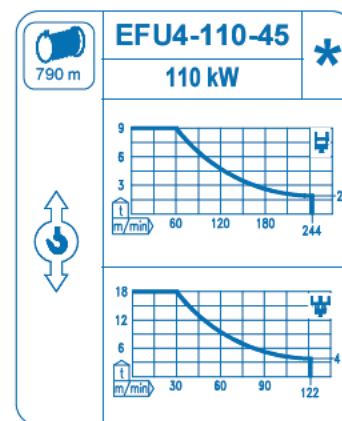
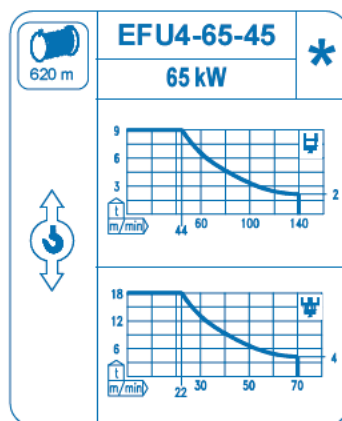
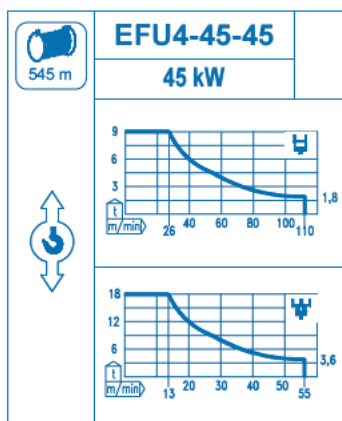
2 x 75 Nm

0 \varnothing 20 m/min

TRA-7.5VC

2 x 75 Nm

0 \varnothing 20 m/min



Tensión de alimentación Operating voltage Tension de service Betriebsspannung	400 V 3 ph 50 Hz
--	---

Opcional Optional En option Kaufoption	*
---	----------